

antonyms

examples

synonyms

appositives

adverbs

FEETSPEAK VOCABULARY STUDY

verbs



adjectives

nouns

context clues



THESAURUS

IMAGE CREDITS

thought bubble- Susanne Zeiler

dictionary- Alina 777L

glasses & Book- Clicker Free Images

frog-Alexandra Garcia

CONTENTS

Introduction

Construction Instructions

Activity Sequence

Parts of Speech Label Cards

Vocabulary Storage Pocket

Words To Know List Template & Cards Fill~In Diagram

Vocabulary Word Graphic Organizer Diagram & Blank Template

Blank Vocabulary Word & Definition Cards

Vocabulary Word Lists by Chapter & Page Numbers

Vocabulary Word Sentences Blank Template

Vocabulary Words Alphabetical Order Blank Template

Parts of Speech

Sorting Rules

Answer Cards

Noun or Verb ? Vocabulary Word Page Locations & Answer Sheets

INTRODUCTION

Discovering new Vocabulary Words when reading new content is an effective way to increase your comprehension of the text and, of course, add some words to your vocabulary. I chose 10 words from each Chapter I think you will want to use when speaking, reading, and writing. You may already know some of them!

As you read through FEETSPEAK, make a note of words you do not understand. Write them down on the Words To Know Sheet.

There are several ways you can define an unknown word without looking it up in a dictionary:

- Read the words before and after it ~ your Context Clues.
- Think about a word you can substitute for it ~ a Synonym ~ and see if the meaning stays the same.
- Think about an opposite word ~ an Antonym ~ and see how it changes the meaning.
 - Look at the pictures for a clue.

This Vocabulary Word Study for FEETSPEAK will provide you with opportunities to, not only, add new words into your speech, but also, make your written expressions more exciting.

CONSTRUCTION INSTRUCTIONS

MATERIALS: cardstock, printing paper, pencil, 3-hole and/or single hole-punch, binding (coil, comb, O-ring, stapler), rubber bands, large paper clips, glue stick

CONSTRUCTION: You may want to print the Front/Back Covers on cardstock & the pages on printing paper to bind together as a Master copy using the Contents list .

If you are collecting the Activities together in a notebook, use the covers as dividers or slip them in the pocket of a tabbed divider.

Copy the following pages on cardstock: Parts of Speech Labels, Vocabulary Storage Pocket, Blank Word & Definition Cards ~ make at least 10 copies of these.

Fold the Storage Pocket in half & crease. Bind the parallel sides together with staples and/or heavy tape. Cut out Labels & Cards. Rubber band them & place in Pocket.

Make multiple copies -double-sided- of the Graphic Organizer, Sentences & ABC Order Templates on printing paper.

Copy the Chapter & Page Number Lists on paper. Cut out, clip together & place in the Storage Pocket. Do the same with the Parts of Speech Answer Cards w/ Rule Cards, Noun or Verb ? Fill-Ins w/ Direction Card, & the Noun or Verb ? Answer Cards.

Keep them separate and in order so you can access them easily as you need them.

ACTIVITY SEQUENCE

As you read each Chapter in FEETSPEAK, use the Words To Know Template for writing down unknown words. Include the words I have provided for you if you don't know their meaning. You may want to do your Vocabulary Study by each chapter or after you have read for a while.

Use the Graphic Organizer to help you get started. Then, record your information on the Blank Cards. Glue the back of the red Vocabulary Card to the back of its blue Definition Card. You can hole punch them & thread them on an O-ring, keep them in the Storage Pocket or place them in an indexed box. You can keep them organized by chapter, part of speech or alphabetically.

Once you have completed the discovery part of your Vocabulary Study, it's time to write some nice, long Sentences using the Words you've added to your Vocabulary.

Grab a handful and put them in Alphabetical Order and write them on the Template.

Now, you're ready for the Parts of Speech Activity. Lay the Parts of Speech Label Cards in front of you in a row or column. Place the Vocabulary Cards beside or underneath the correct category. If the Word can be a Noun or a Verb, place it away from the grid you are working on. Check your responses with the Answer Cards. If you have additional Words, write them on the back of those Cards.

Go back through the Chapters of FEETSPEAK to complete the Noun or Verb ? Activity. Then, check your responses with the Answer Sheets.

~NOUN~

a word that names a person, place, or thing

~VERB~

a word that names
a physical or mental action

~ADJECTIVE~

a word that describes a noun or pronoun

~ADVERB~

a word that describes a verb or adjective by
telling how, when, where and/or how much

CONTENTS

- Parts of Speech Label Cards
- Vocabulary & Definition Cards
- Vocabulary Word Lists by Chapter & Page Numbers
 - Parts of Speech Sorting Rules
 - Parts of Speech Answer Cards

COPYRIGHT2021EASHIELDS

Jack o' Lantern Vocabulary



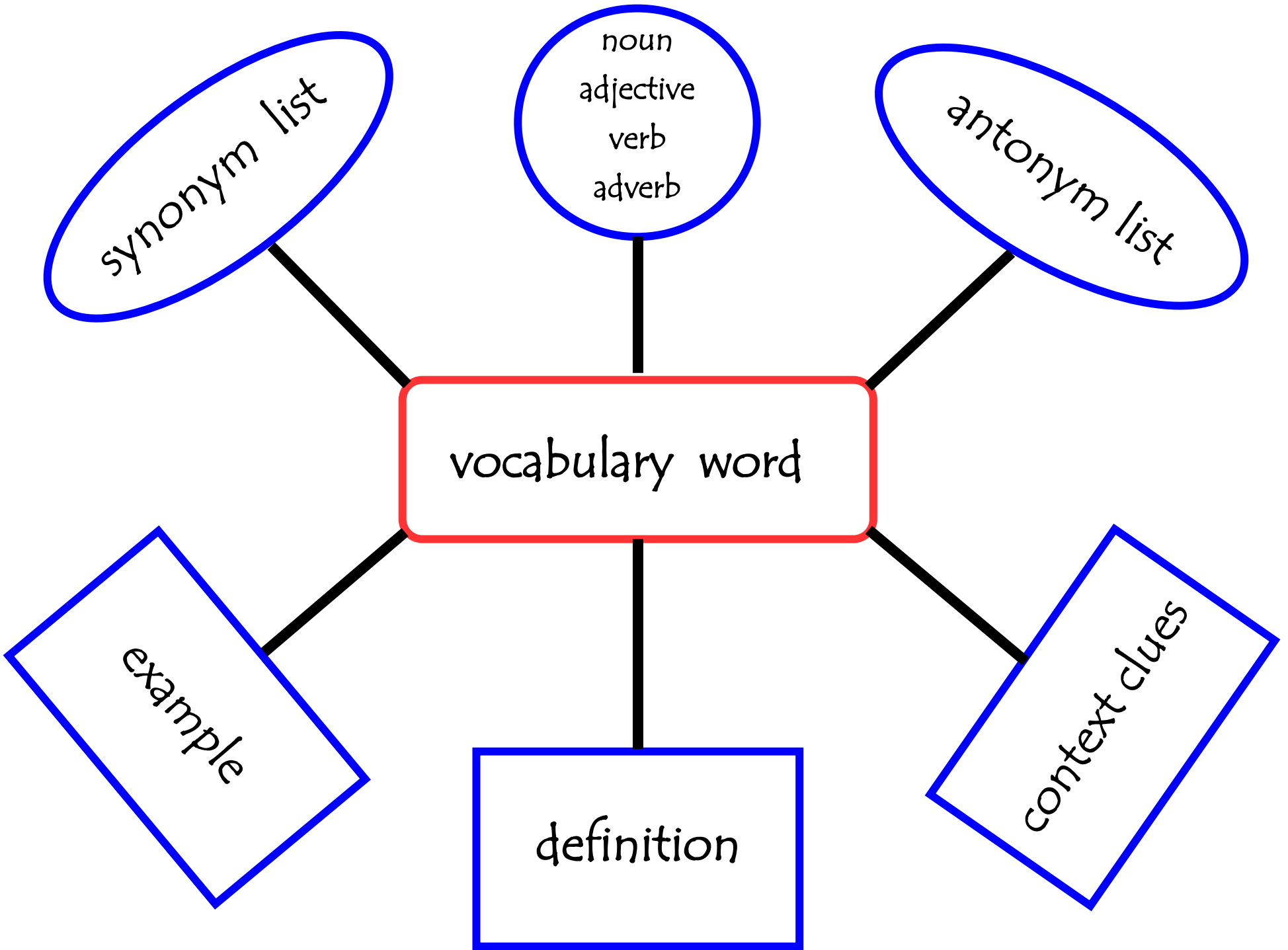
VOCABULARY

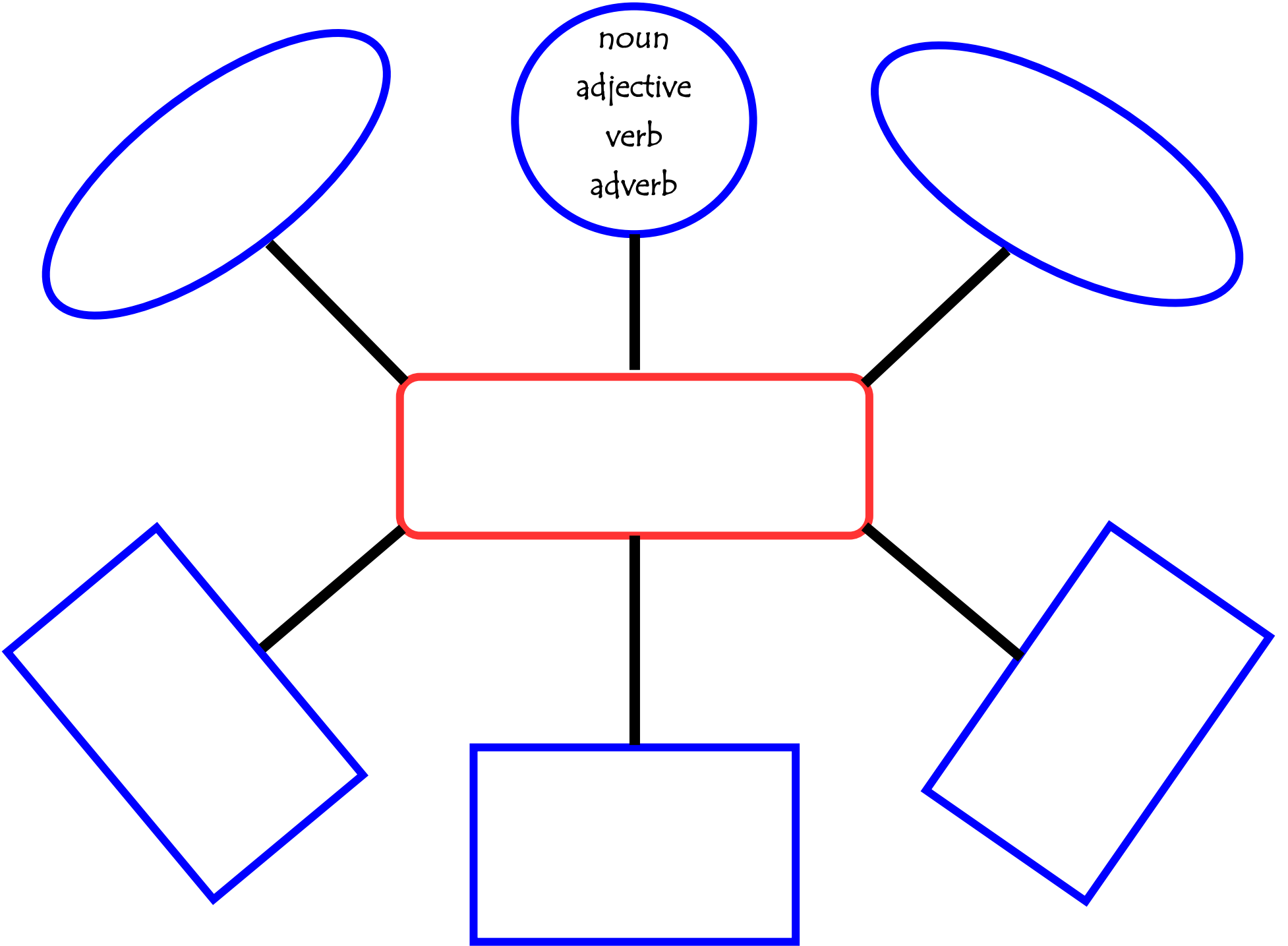
WORDS TO KNOW LIST

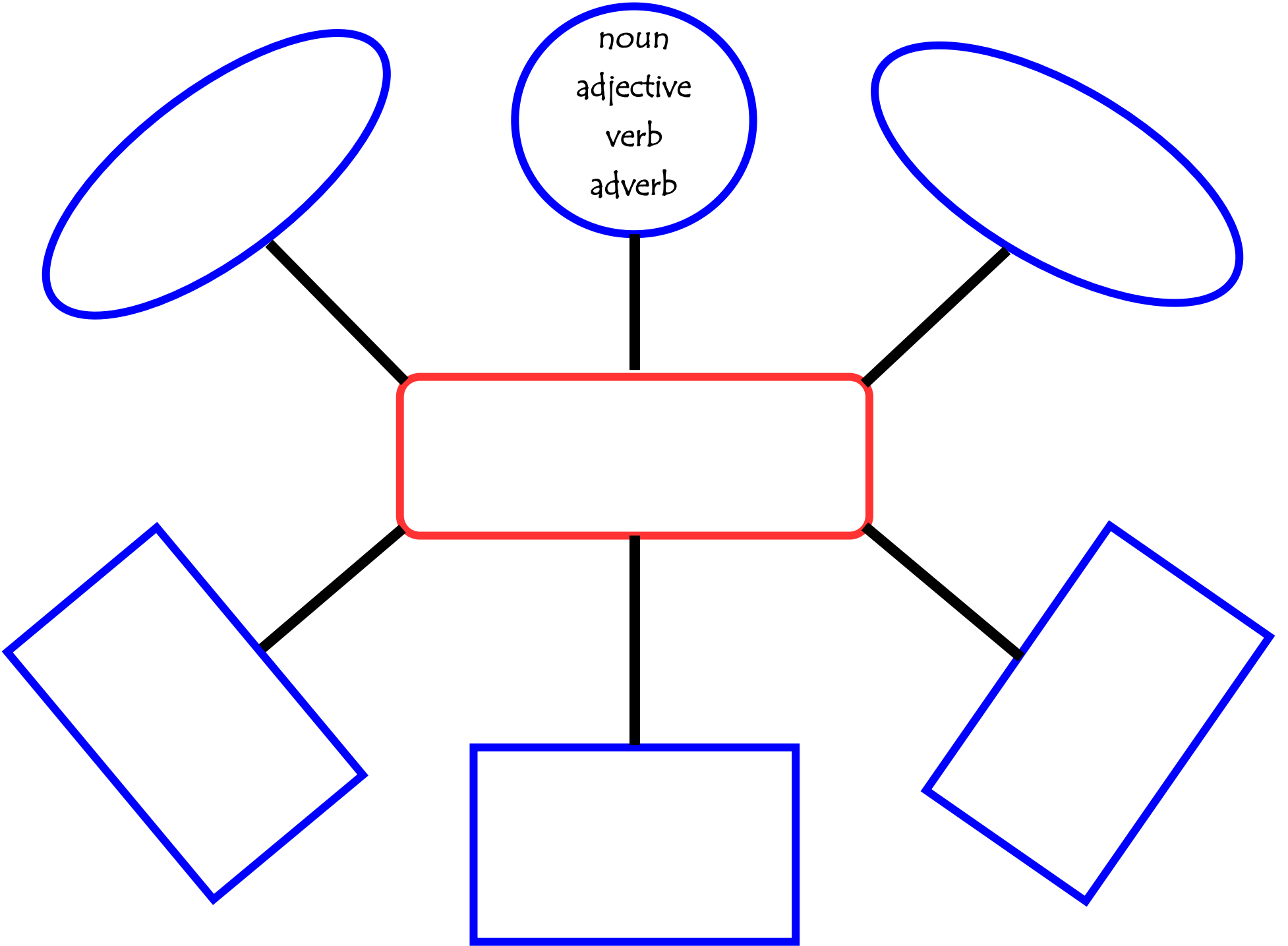
VOCABULARY WORD

CARDS FILL~IN DIAGRAM











SYNONYM	VOCABULARY WORD	ANTONYM
	DEFINITION	







BLANK Vocabulary Word Cards



BLANK Definition/Synonym/Antonym Cards

Vocabulary Word Lists by Chapter & Page Numbers

CHAPTER ONE

page 3:

- scowled
- shimmered
- embrace
- aiming

page 4:

- scurry
- cascading
- auburn

page 5:

- slumber
- wading
- tucking

CHAPTER TWO

page 6:

- blustery
- sprinkled

page 7:

- absolutely

page 8:

- anxious

page 9:

- reluctantly

page 10:

- hindered
- glimpse
- glumly

page 12:

- horrendous
- ravine

CHAPTER THREE

page 13:

- scampered

page 14:

- startled
- perch

- crouching

page 15:

- coaxing

page 16:

- graciously
- nibble

page 17:

- rumpled

page 19:

- grumbled
- abruptly

Vocabulary Word Lists by Chapter & Page Numbers

CHAPTER FOUR

page 21:

- stubborn

page 22:

- homestead
- veranda

page 23:

- elated
- parched

page 24:

- annoying
- plump
- challenge

page 25:

- incredible

page 26:

- nodded

CHAPTER FIVE

page 27:

- misting
- shimmied

page 28:

- approached
- dusk

page 29:

- dawn
- annual

page 30:

- dozed
- punctual

page 31:

- weary

page 32:

- bewildered

CHAPTER SIX

page 34:

- reluctance
- brochures

page 35:

- postponed
- relieved

page 36:

- lulled

page 37:

- confident

page 38:

- brutal
- gregarious
- exasperated

page 41:

- obstetrician

Vocabulary Word Lists by Chapter & Page Numbers

CHAPTER SEVEN

page 42:

- trembled
- reassured

page 45:

- wary
- astonished

page 47:

- unusual
- released

page 49:

- dismay
- shrugged
- beckoned
- concerned

CHAPTER EIGHT

page 50:

- exhausted

page 51:

- occasionally
- nudged
- gestures

page 52:

- eager

page 53:

- observed

page 54:

- scanning
- wistful

page 56:

- smirked

page 57:

- gobbling

CHAPTER NINE

page 59:

- inform
- glancing

page 60:

- involved
- recitals

page 61:

- purchase

page 63:

- shawls
- brewed

page 64:

- parlor
- rambunctious

page 65:

- display

Vocabulary Word Lists by Chapter & Page Numbers

CHAPTER TEN

page 66:

- sensible

page 67:

- mementos

page 69:

- clasping
- expressive
- auditioning

page 70:

- sprain

page 72:

- glistening
- productions
- clamored

page 73:

- repellant

CHAPTER ELEVEN

page 74:

- sweltering
- enamored

page 76:

- mural
- bolted

page 77:

- momentarily
- frantically

page 78:

- subsided
- collapsed
- swabbed

page 79:

- squinted

CHAPTER TWELVE

page 80:

- arranged
- impressive

page 81:

- thrilled
- noticed

page 82:

- splendid

page 83:

- resourceful
- tremendously

• wailed

page 84:

- grimaced

page 85:

- strolled

VOCABULARY WORD SENTENCES

1.

2.

3.

4.

5.

6.

VOCABULARY WORD SENTENCES

7. _____

8. _____

9. _____

10. _____

11. _____

12. _____

ALPHABETICAL ORDER

1. _____

2. _____

3. _____

4. _____

5. _____

6. _____

7. _____

8. _____

9. _____

10. _____

11. _____

12. _____

13. _____

14. _____

15. _____

16. _____

17. _____

18. _____

19. _____

20. _____

ALPHABETICAL ORDER

1. _____

11. _____

2. _____

12. _____

3. _____

13. _____

4. _____

14. _____

5. _____

15. _____

6. _____

16. _____

7. _____

17. _____

8. _____

18. _____

9. _____

19. _____

10. _____

20. _____

PARTS OF SPEECH SORTING RULES

There are hundreds of different SUFFIXES in our language.

When you add a SUFFIX to a word, it can:

- change a NOUN into a VERB
- change a NOUN or VERB into an ADJECTIVE
- change an ADJECTIVE into an ADVERB (add *-ly*)
- can change a VERB or ADJECTIVE into a NOUN

When adding different SUFFIXES to a word, you may have to change its spelling.

Here are a few of the spelling rules:

- double the last consonant (run to running/rip to ripped)
 - drop the final *e* (make to making/ race to racer)
- keep the final *e* if the word ends in *ge* or *ce* (advance to advancement)
 - keep the final *y* (employ to employer/employ to employing)
- change the final *y* to an *i* before adding the suffix (happy to happily)

PARTS OF SPEECH SORT ~ NOUNS & VERBS ANSWER CARDS

NOUNS

- auburn
- ravine
- homestead
- veranda
- dusk
- dawn
- annual
- reluctance
- brochures
- obstetrician
- gestures
- recitals
- shawls
- parlor
- mementos
- productions
- repellant
- mural

COPYRIGHT2021EASHIELDS

- shimmered
- scurry
- wading
- hindered
- scampered
- startled
- coaxing
- elated
- parched
- annoying
- dozed
- bewildered
- postponed
- relieved
- exasperated
- trembled
- reassured
- astonished
- beckoned
- observed
- gobbling
- inform
- involved
- glistening
- clamored
- arranged
- enamored
- subsided
- collapsed
- squinted
- swabbed

VERBS

PARTS OF SPEECH SORT ~ ADJECTIVES & ADVERBS ANSWER CARDS

- blustery
- anxious
- horrendous
- stubborn
- plump
- incredible
- punctual
- weary
- confident
- brutal
- gregarious
- wary
- unusual
- eager
- wistful
- rambunctious
- sensible
- expressive
- impressive
- splendid
- resourceful

ADJECTIVES

COPYRIGHT2021EASHIELDS

- absolutely
- reluctantly
- glumly
- graciously
- abruptly
- occasionally
- momentarily
- frantically
- tremendously

ADVERBS

PARTS OF SPEECH SORT ~ NOUN OR VERB ?

The following words can be a NOUN or a VERB, depending upon how it is used in a sentence and if a SUFFIX has been added to it.

Look up the word and use its page number to help you locate it in the text.

Then, write N for NOUN and V for VERB beside it.

Check your responses with the ANSWER CARDS.

CHAPTER ONE

p 3: scowled ____ embrace ____ aiming ____

pp 4 & 5: cascading ____ slumber ____ tucking ____

CHAPTER TWO

pp 6 & 9: sprinkled ____ glimpse ____

CHAPTER THREE

p 14: perch ____ crouching ____

pp 16-19 : nibble ____ rumbled ____ grumbled ____

PARTS OF SPEECH SORT ~ NOUN OR VERB ?

CHAPTER FOUR

pp 24 & 26: challenge ____ nodded ____

CHAPTER FIVE

pp 27 & 28: misting ____ shimmied ____ approached ____

CHAPTER SIX

p 36: lulled ____

CHAPTER SEVEN

pp 47 & 49: released ____ concerned ____ shrugged ____

CHAPTER EIGHT

pp 50 & 51: exhausted ____ nudged ____

pp 54 & 56: scanning ____ smirked ____

PARTS OF SPEECH SORT ~ NOUN OR VERB ?

CHAPTER NINE

pp 59 & 61: glancing ____ purchase ____

pp 63 & 65: brewed ____ display ____

CHAPTER TEN

pp 69 & 70: clasping ____ auditioning ____ sprain ____

CHAPTER ELEVEN

pp 74 & 76: sweltering ____ bolted ____

CHAPTER TWELVE

p 81: thrilled ____ noticed ____

pp 83 ~ 85: wailed ____ grimaced ____ strolled ____

NOUN OR VERB ? ANSWER SHEET

CHAPTER ONE

p 3: scowled V embrace N aiming V

pp 4 & 5: cascading V slumber N tucking V

CHAPTER TWO

pp 6 & 9: sprinkled V glimpse N

CHAPTER THREE

p 14: perch V crouching V

pp 16-19 : nibble N rumbled V grumbled V

CHAPTER FOUR

pp 24 & 26: challenge N nodded V

CHAPTER FIVE

pp 27 & 28: misting V shimmed V approached V

CHAPTER SIX

p 36: lulled V

CHAPTER SEVEN

pp 47 & 49: released V concerned V shrugged V

NOUN OR VERB ? ANSWER SHEET

CHAPTER EIGHT

pp 50 & 51: exhausted V nudged V

pp 54 & 56: scanning V smirked V

CHAPTER NINE

pp 59 & 61: glancing V purchase V

pp 63 & 65: brewed V display N

CHAPTER TEN

pp 69 & 70: clasping V auditioning V sprain N

CHAPTER ELEVEN

pp 74 & 76: sweltering V bolted V

CHAPTER TWELVE

p 81: thrilled V noticed V

pp 83 ~ 85: wailed V grimaced V strolled V