




FEETSPEAK'S CHARACTER PROFILES

COPYRIGHT2021EASHIELDS



COPYRIGHT2021EASHIELDS

CONTENTS

Front & Back Covers

Introduction

Construction Instructions

Activity Plan

Character Traits Organizer

WHO AM I ? Image & Character Match w/ Answer Sheet

Character Traits List

Character Traits' Map Diagram & Blank Template

Character Traits Table

A Character Development Diagram & Blank Template

Character Chronicles

Front/Back Covers/ Think Sheet / SPOTLIGHT Blank Template

Image Credits

INTRODUCTION

There are many interesting characters in the Story of FEETSPEAK who influence the story 's plot in many important ways.

I created this Activity to help you explore and navigate the different characters with their traits and how they influence the story

Several of the characters experience life-altering changes because of their Traits as well as the Traits of other characters.

There are numerous clues throughout the story supporting the huge variety of Character Traits.

Remember ~ a Character's Emotions are NOT the same as a Character's Traits. Emotions can change very quickly, like sad into happy. However, Traits develop and may change over a period of time, like transforming bad behaviors into good ones.

CONSTRUCTION INSTRUCTIONS

MATERIALS NEEDED: card-stock, printing paper, bindings (stapler, coil/comb, O-ring/hole-punch), pencil, colors

SEQUENCE: You can print the Front/Back Covers on card-stock and the other pages on printing paper, making a Master Copy of all the Activities. Bind the Booklet together for easy access.

You can make multiple, double-sided copies on printing paper of: the Character Traits Organizer, Map, Character's Development, & the Spotlight templates, depending on how many Character Profiles you will be doing.

Double-side copy the reference sheets: both Who Am I ? pages, Character Traits List w/ the Table, & the Map Diagram w/ the Development Diagram.

The Character Chronicles covers can be copied on card-stock with the completed Spotlight pages inserted and bound together as a "periodical".

You can, also, laminate all of the Fill-In templates and re-use them, except for the Spotlight sheets, which you will copy on printing paper to include in the Character Chronicles periodical collection.

ACTIVITY PLAN

You can select Characters from the Who Am I ? activity or other Characters from the story of FEETSPEAK.


Once you have chosen the Characters you want to Profile, you can follow the sequence of activities as they are listed or complete all of them in the Organizer and continue from there. Some Characters will share similar Traits.

Use the Character Traits List to help you identify the Characters with their Traits. Here are some Clues :

- The Character's Actions and Reactions to events
 - The Character's Dialogue during events
 - The Character's Interests and Hobbies

Once you have analyzed the different Characters with their Traits, fill-in the information on the Character Traits Table to use as a Reference for completing the Spotlight pages you want to include in the Character Chronicles periodical. You don't need to copy the illustrations from the book~ use your imagination from the descriptive language in the text to create your own images of the Characters you are including.

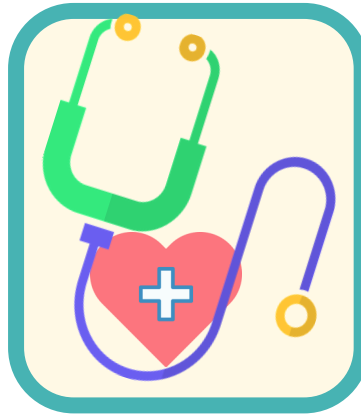
CHARACTER TRAITS ORGANIZER



ADJECTIVES: _____

WHO AM I? : Match the Image with the Character's Name





Anmama

Dr. Toffler

Uncle Hamlin

the Clown

Caitlin/Vance

Adele

Jeanne

Cinnamon

Dr. Kinderman

Meghan/Devlin

WHO AM I? : Answer Sheet



Adele



the Clown



Caitlin/Vance



Cinnamon



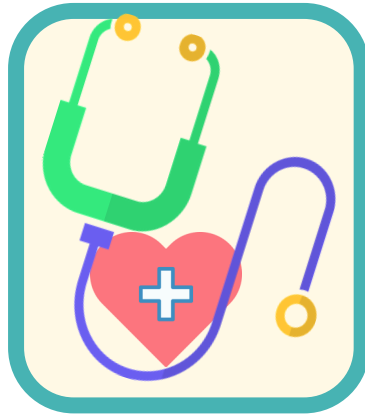
Jeanne



Dr. Kinderman



Meghan/Devlin



Dr. Toffler



Uncle Hamlin



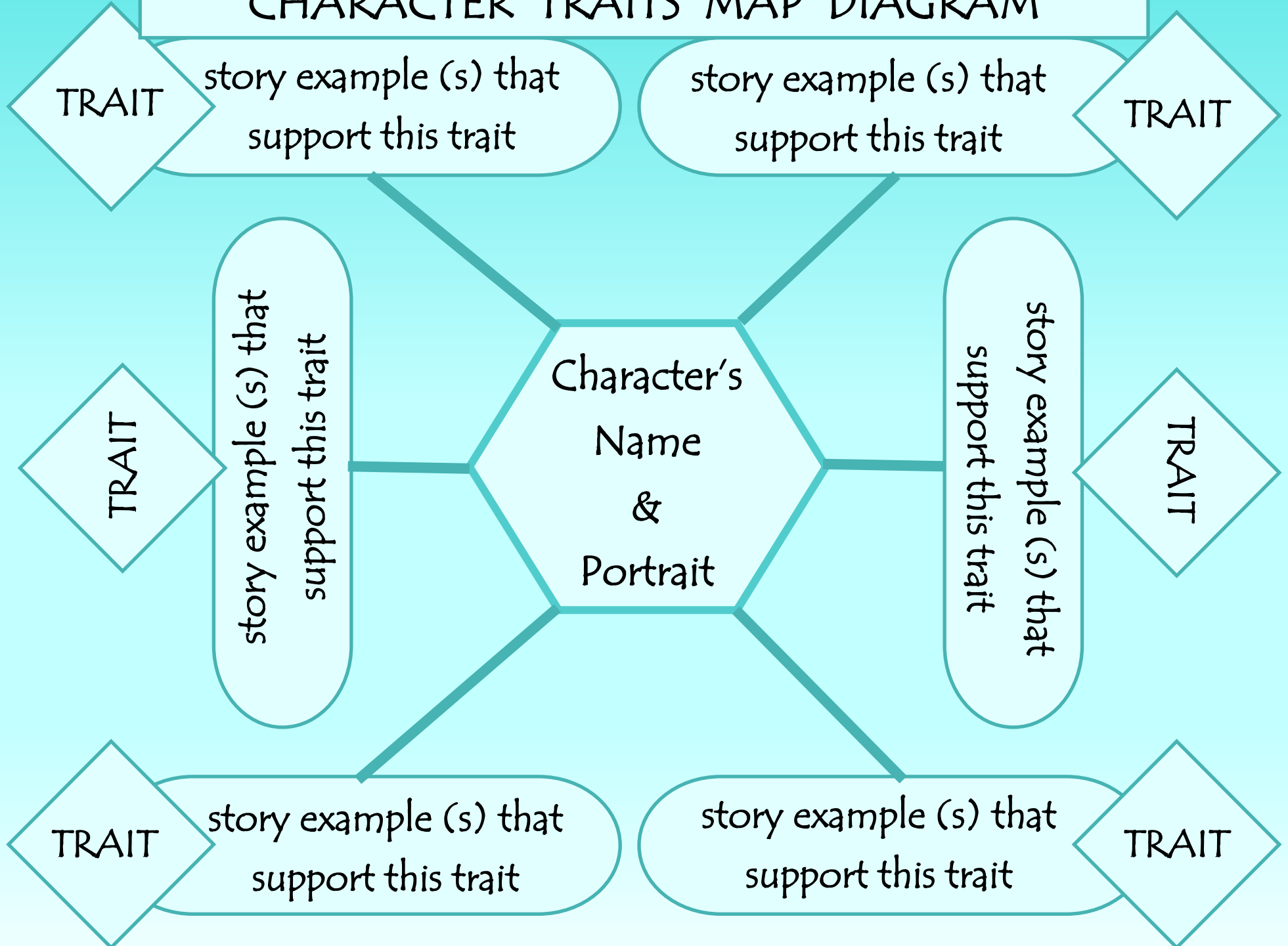
Anmama

Use the Image Symbols above to help you create a Character Profile for each person or couple. Think about how each Character was important to the plot of the Story.

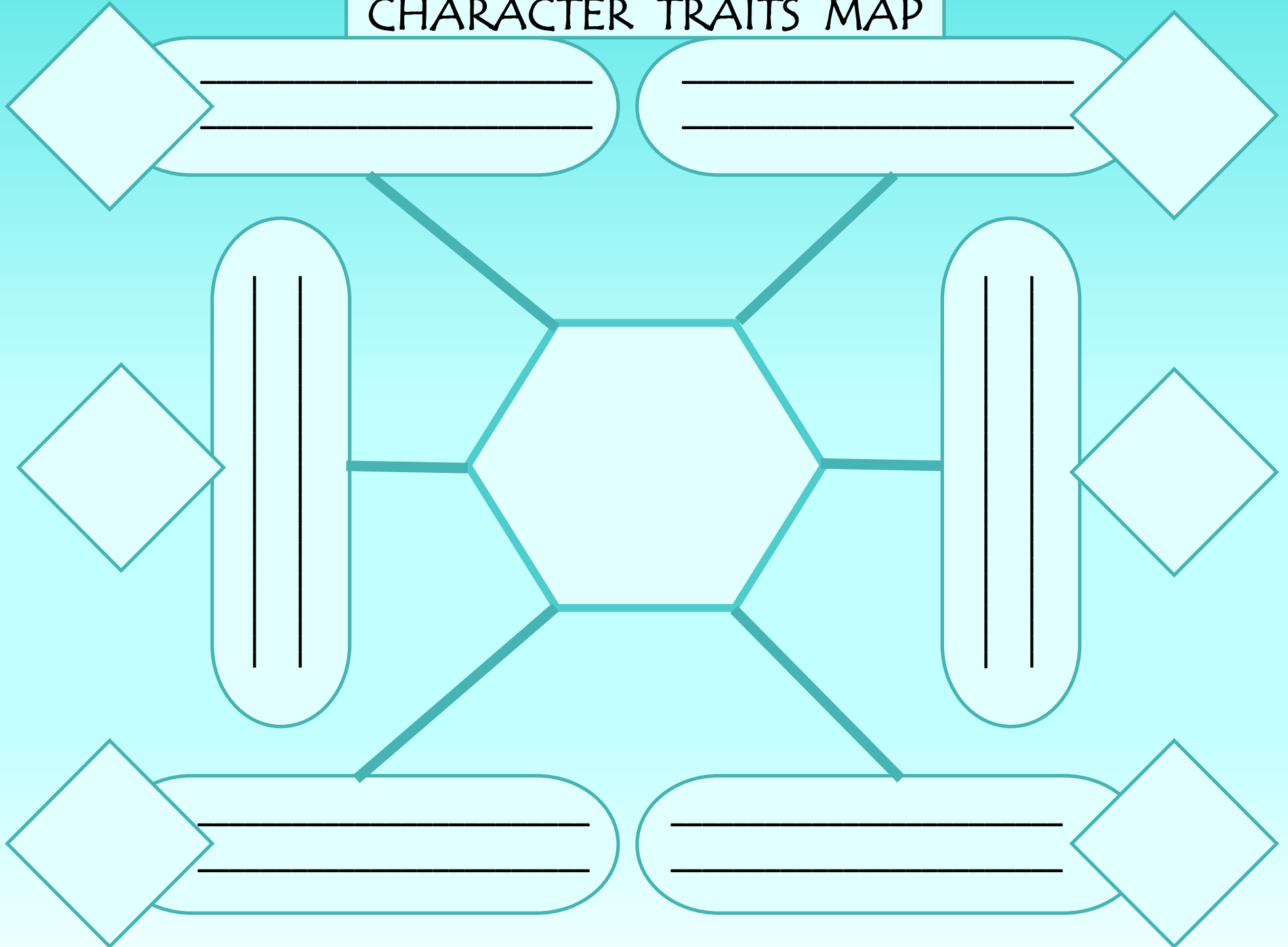
CHARACTER TRAITS LIST

active	concerned	friendly	optimistic	sincere
adventurous	confident	funny	patient	skillful
affectionate	considerate	generous	persistent	smart
afraid	cooperative	gentle	pleasant	sociable
annoyed	creative	gloomy	polite	stubborn
anxious	curious	grouchy	proud	sweet
astonished	dedicated	happy	quiet	talented
busy	dependable	helpful	reliable	talkative
calm	determined	imaginative	respectful	thankful
caring	eager	joyful	responsible	thoughtful
charming	energetic	loving	scared	wise
cheerful	enthusiastic	loyal	shy	worried

CHARACTER TRAITS MAP DIAGRAM



CHARACTER TRAITS MAP



CHARACTER TRAITS TABLE

Character	Trait	Trait	Trait	Trait	Trait	Trait

A CHARACTER'S DEVELOPMENT DIAGRAM

CHARACTER'S NAME

character trait
or
traits

BEFORE

events that
define the
character's
trait
or
traits

Story's event
or events that
caused the
character to
change

character trait
or
traits

AFTER

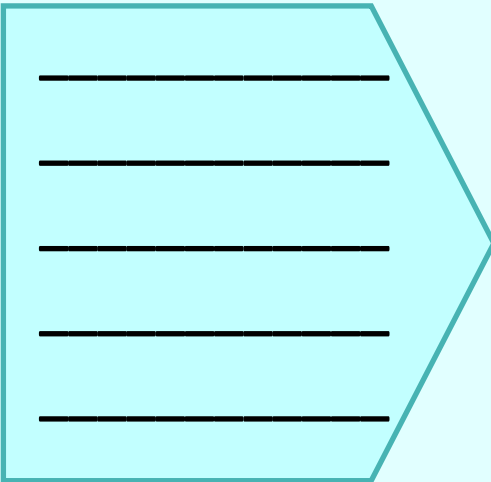
events that
define the
character's
trait
or
traits

Blank title box

Lined writing area for 'BEFORE' (top section)

BEFORE

Lined writing area for 'BEFORE' (bottom section)



Lined writing area for 'AFTER' (top section)

AFTER

Lined writing area for 'AFTER' (bottom section)



CHARACTER CHRONICLES


~ A Collection of Character Profiles ~





CHARACTER CHRONICLES THINK SHEET


Use the Character Profile Sheet below to write a short Biography for one or more of the Characters whose Profile you created. You may want to include several of the following elements:

- a physical sketch of the character → 
- a setting sentence
- his/her interests and hobbies
- several character traits with supporting examples
- how the character's trait (s) change throughout the course of the story and why they changed ~for the better or worse
 - how the character effects other characters in the story
- how other character (s) effect the character about whom you are writing
 - why this character was important to the story
- predictions for what will happen next in the character's life

CHARACTER

SPOTLIGHT :

CHRONICLES



Lined writing area with horizontal lines on both sides of the central box and across the bottom of the page.

IMAGE CREDITS

front cover-Tumisu, Open Clip Arts

Who Am I?

green flips, blocks-Open Clip Arts

farm, sunflowers, notebook-7089643

geranium, pencil-Clicker Free Images

ballerina-Natalia Lavrinenko

painter's palette-Monika Grafik

mountain view-A Almeida

med symbols-Memed Narcohad

parrot-Christopher White